



**MITSUBISHI  
MOTORS**

***ECLIPSE CROSS***





ECLIPSE CROSS

**ECLIPSES  
EVERYTHING  
ELSE**

» MODEL SHOWN Eclipse Cross VRX in Red Diamond.



# ***Like no other***

Design isn't everything, it's more than that.

It's how something works.

How it looks.

How it feels.

How you feel when you experience it.

It's the alchemy that fuses new elements  
to make a bold new vision.

**Eclipse Cross** combines concepts you've  
never seen in an SUV.

One drive and you'll know they belong together.





# ECLIPSE CROSS



## » ABSOLUTE SAFETY

The smartest, most advanced systems combine for class leading safety. It's an entirely new level of protection for you, your passengers and other road users.

## » FULLY EQUIPPED

*Eclipse Cross* is appointed with intuitive, intelligent features that deliver connectivity, safety and a drive you've never experienced in an SUV.

## » FAVOURS THE BOLD

Whether you see it gliding past on the road or you're seated within the sculpted interior, the strong design in every detail makes a striking impression.

## » FOR LIVING

*Eclipse Cross* effortlessly accommodates the many demands of your life, from busy days that never seem to end to weekend adventures that fly by.



# Once seen, never forgotten

There's no reason why driving can't be a creative experience.

Equally, no rules confine the SUV to traditional design.

**Eclipse Cross** is a vehicle you immediately notice. Sharp, distinctive contours and bold lines rake the exterior. Sunlight flames off the chrome blades and Red Diamond paintwork.

The tail lights cut through the night like a neon beam.

The strong design continues through the cabin, where elegant surfaces and ergonomic function merge.





# Take control

Anything you ask of **Eclipse Cross**, it delivers.

The SUV versatility means you can work, exercise, enjoy the night in style and explore the country with ease. Because performance and efficiency matter as well, the new 1.5L MIVEC turbo petrol engine provides plenty of both. Despite its compact size, the engine produces 112kW of power and 254Nm of torque.

The option of All Wheel Drive on both XLS and VRX provides superior grip with the Super All Wheel Control (S-AWC) system. The view has never been so spectacular as it floods in through the Dual Sunroof on VRX.

## » DUAL SUNROOF (RIGHT)

*The countryside gliding overhead through the Dual Sunroof on VRX is a fitting accompaniment to the vehicle's memorable styling.*

## » KEYLESS OPERATION (BELOW)

*It's easy to get into **Eclipse Cross**. The Keyless Operation System lets you unlock the doors and start driving without needing to take the keys from your pocket.*







## ***The smartest interior***

WITHIN THE SMOOTH LEATHER-FACED SEATS ON VRX YOU'RE ENCLOSED BY EYE-CATCHING PANELS, HOUSING THE LATEST VEHICLE TECHNOLOGY.





# Higher intelligence

» MODEL SHOWN Eclipse Cross VRX in Red Diamond.

**Eclipse Cross** is the hub for a suite of technologies that give you complete control of your drive and entertainment. All your key smartphone functions are incorporated: music, maps, messages and more. For safety and more intuitive use, you can use the Touch Pad Commander and voice command. On VRX, the Head-Up Display puts information in your line of sight, while the vehicle itself uses laser and camera systems to watch for and respond to danger all around you.



## » HEAD-UP DISPLAY

All the important information about your drive is right where you need to look, directly ahead on the Head-Up Display (VRX only).

## » SIGNATURE LEDS

You can identify an Eclipse Cross immediately at night, thanks to the vivid red LEDs arcing across the rear of the vehicle.



## » TOUCH PAD COMMANDER

Fingers on the Touch Pad Commander means more control of the Apple CarPlay System and more attention on the road.



# Looking out for your safety



The moment you start moving, **Eclipse Cross** starts monitoring your surroundings. If you drift from your lane or if a car is in your blind spot, **Eclipse Cross VRX** warns you. If the road conditions suddenly change, active intelligent traction and stability systems restore you to a safe course. If needed, 7 airbags and a high-tensile frame protect you from harm. If the vehicle ahead

changes its speed, Adaptive Cruise Control on VRX instantly adjusts yours to match. For enhanced roadholding, All Wheel Drive models employ the Super All Wheel Control (S-AWC) system. On winding roads or slippery surfaces, S-AWC balances torque and brakeforce between the wheels for better stability, safety and a more exciting drive.

- » FORWARD COLLISION MITIGATION  
*Every model reacts to oncoming hazards, bringing you to a complete stop if necessary.*
- » ADAPTIVE CRUISE CONTROL VRX  
*VRX matches your speed to the vehicle in front of you for smooth driving on the open road or in heavy traffic.*







» SAFETY FROM EVERY  
ANGLE  
On VRX, the Multi Around View  
Monitor gives you a bird's eye view  
for safety in tight spaces.

# Smart design in every detail

ECLIPSE CROSS BRINGS YOU FEATURES BEYOND THOSE YOU WOULD EXPECT FROM AN SUV.



» MODEL SHOWN Eclipse Cross VRX in Cadrona.



» (ABOVE) AUTOMATIC  
HIGH BEAM  
Your headlights react to low light conditions  
and dip automatically for oncoming vehicles.

» (MIDDLE RIGHT)  
SMARTPHONE CONNECTIVITY  
Use your key smartphone apps with the  
Smartphone Link Display Audio System.



» (ABOVE RIGHT) THE  
PERFECT WHEELS  
The machine-finish 18" alloy wheels echo the  
sharp design that sets Eclipse Cross apart.


» (RIGHT) AT THE FIRST  
SIGN OF RAIN  
Rain-Sensing Wipers activate the moment  
water hits the windscreen, letting you focus  
on the drive.




## Detailing




» CARDRONA




» ELECTRIC BLUE




» TITANIUM




» MOCHA



» AMETHYST BLACK



» STERLING SILVER



» RED DIAMOND





» Eclipse Cross 2WD XLS in Mocha.

## Eclipse Cross 2WD

CHOOSE FROM THE SHARPLY DESIGNED AND WELL-EQUIPPED XLS OR THE LUXURIOUSLY APPOINTED VRX.



» Eclipse Cross 2WD XLS Cloth Trim.  
» Eclipse Cross 2WD VRX Leather Trim.

### 2WD PETROL XLS AT A GLANCE:

- + 1.5L MIVEC Turbo Petrol Engine
- + 7.3L / 100km Fuel Economy
- + CVT Auto with 8-Speed Sports Mode and Paddle-Shift
- + 5-Star ANCAP Safety
- + 7" Smartphone Link Display Audio System
- + 18" Alloy Wheels
- + Rear View Camera
- + Touch Pad Commander
- + Forward Collision Mitigation
- + Keyless Operating System with Push-Button Start
- + Roof Rails
- + Lane Departure Warning

### 2WD PETROL VRX INCLUDES ALL XLS FEATURES PLUS:

- + Leather Interior with Heated Front Seats and Driver's Power Assist
- + Multi Around View Monitor
- + Dual Sunroof
- + Adaptive Cruise Control
- + Blind Spot Warning with Lane Change Assist
- + Head-Up Display
- + Rear Cross Traffic Alert
- + Front and Rear Parking Sensors
- + LED Headlamps with Auto Levelling
- + Auto Dimming Interior Mirror



» Eclipse Cross AWD VRX in Amethyst Black.

## Eclipse Cross AWD

XLS HAS THE SIGNATURE ECLIPSE CROSS STYLE AND SMART TECHNOLOGY, VRX ADDS REAL LUXURY. BOTH MODELS OFFER THE SAFETY AND DRIVING EXPERIENCE OF ALL WHEEL DRIVE.



» Eclipse Cross AWD XLS Cloth Trim.  
» Eclipse Cross AWD VRX Leather Trim.

### AWD PETROL XLS AT A GLANCE:

- + Super All Wheel Control (S-AWC)
- + 1.5L MIVEC Turbo Petrol Engine
- + 7.7L / 100km Fuel Economy
- + CVT Auto with 8-Speed Sports Mode and Paddle-Shift
- + 5-Star ANCAP Safety
- + 7" Smartphone Link Display Audio System
- + 18" Alloy Wheels
- + Rear View Camera
- + Touch Pad Commander
- + Forward Collision Mitigation
- + Keyless Operating System with Push-Button Start
- + Roof Rails
- + Lane Departure Warning
- + Auto Dimming Interior Mirror
- + LED Headlamps with Auto Levelling

### AWD PETROL VRX INCLUDES ALL XLS FEATURES PLUS:

- + Leather Interior with Heated Front Seats and Driver's Power Assist
- + Multi Around View Monitor
- + Dual Sunroof
- + Adaptive Cruise Control
- + Blind Spot Warning with Lane Change Assist
- + Head-Up Display
- + Rear Cross Traffic Alert
- + Front and Rear Parking Sensors



# Specifications

| All Models  | 2WD XLS  | 2WD VRX                 | AWD XLS                          | AWD VRX      |
|---|--|-------------------------|----------------------------------|--------------|
| ENGINE  |  |                         |                                  |              |
| ENGINE  | 1.5L MIVEC Turbo Petrol  |                         |                                  |              |
| DISPLACEMENT  | 1,499 CC   |                         |                                  |              |
| COMPRESSION RATIO   | 10.0   |                         |                                  |              |
| MAX POWER DIN   | 112 kW @ 5,500 RPM   |                         |                                  |              |
| MAX TORQUE DIN  | 254 Nm @ 2,000-3,500 RPM   |                         |                                  |              |
| FUEL CONSUMPTION  | 7.3 L / 100 km   |                         | 7.7 L / 100 km                   |              |
| CO <sub>2</sub>   | 169 G / km   |                         | 179 G / km                       |              |
| FUEL TANK SIZE  | 63 L   |                         | 60 L                             |              |
| TRANSMISSION  |  |                         |                                  |              |
| TYPE  | CVT with 8-Speed Sports Mode Paddle-Shift  |                         |                                  |              |
| DRIVE SYSTEM  | 2WD  |                         | AWD with Super All Wheel Control |              |
| GEAR SHIFT LEVER  | Leather  |                         |                                  |              |
| SAFETY FEATURES   |  |                         |                                  |              |
| AIRBAGS   | Driver, Passenger, Side, Curtain & Driver's Knee   |                         |                                  |              |
| BRAKING SAFETY SYSTEM                                       | 4-Wheel ABS with EBD & ASC   |                         |                                  |              |
| BRAKE AUTO HOLD   | All Models   |                         |                                  |              |
| SMART BRAKE & BRAKE ASSIST                                  | All Models   |                         |                                  |              |
| ACTIVE TRACTION CONTROL ATC                                 | All Models   |                         |                                  |              |
| HILL START ASSIST   | All Models   |                         |                                  |              |
| EMERGENCY STOP SIGNAL                                       | All Models   |                         |                                  |              |
| ADJUSTABLE SPEED LIMITER                                    | All Models   |                         |                                  |              |
| SECURITY SYSTEM   | Immobiliser & Alarm (Horn, Turn Lamps & Buzzer) with Hood Switch                                       |                         |                                  |              |
| REVERSING CAMERA WITH DISPLAY ON AUDIO SCREEN               | All Models   |                         |                                  |              |
| MULTI AROUND VIEW MONITOR                                   | -  | Yes                     | -                                | Yes          |
| REVERSE WARNING SENSORS                                     | Available as Dealer Fit Option   | Front & Rear            | Available as Dealer Fit Option   | Front & Rear |
| FRONT SEATBELTS WITH WARNING LAMP & BUZZER                  | 3-Point with ELR x2, Pretensioner, Force Limiter & Adjustable Belt Anchor                              |                         |                                  |              |
| REAR SEATBELTS  | 3-Point with ELR & ALR, Pretensioner, Force Limiter x2, 3-Point Centre Belt with ELR x1                |                         |                                  |              |
| CHILD SEAT RESTRAINTS                                       | ISO-FIX x2 on 2nd Row of Seats & Tether Anchor x3  |                         |                                  |              |
| CHILD PROOF LOCK ON REAR DOORS                              | All Models   |                         |                                  |              |
| FORWARD COLLISION MITIGATION WITH PEDESTRIAN DETECTION      | All Models   |                         |                                  |              |
| LANE DEPARTURE WARNING                                      | All Models   |                         |                                  |              |
| ADAPTIVE CRUISE CONTROL                                     | -  | Yes                     | -                                | Yes          |
| BLIND SPOT WARNING  | -  | Yes                     | -                                | Yes          |
| REAR CROSS TRAFFIC ALERT                                    | -  | Yes                     | -                                | Yes          |
| HEAD-UP DISPLAY   | -  | Yes                     | -                                | Yes          |
| SUSPENSION  |  |                         |                                  |              |
| FRONT   | Macpherson Strut with Coil Spring & Stabiliser   |                         |                                  |              |
| REAR  | Multi-Link with Stabiliser   |                         |                                  |              |
| STEERING  |  |                         |                                  |              |
| POWER STEERING WITH TILT & TELESCOPIC ADJUST                | Rack & Pinion Electronic Power Steering (EPS)  |                         |                                  |              |
| STEERING WHEEL  | Leather-Covered with Piano Black Detail. Integrated Cruise, Audio & Phone Controls                     |                         |                                  |              |
| BRAKES  |  |                         |                                  |              |
| BRAKES  | 16" Discs, Ventilated on Front with Electric Type Park Brake   |                         |                                  |              |
| WHEELS  |  |                         |                                  |              |
| WHEEL TYPE / TYRES  | 18" Alloy Wheel / 225/55R18  |                         |                                  |              |
| SPARE WHEEL   | Space Saver  |                         |                                  |              |
| EXTERIOR  |  |                         |                                  |              |
| FRONT BUMPER & GRILLE                                       | Advanced Dynamic Shield Face with Chrome Trim & Grill, Gloss Black Centre Panel & Lower Silver Garnish |                         |                                  |              |
| REAR BUMPER & SPLIT REAR WINDOWS                            | Body Colour with Black Lower Bumper, Lower Silver Garnish & Chrome Tailgate Garnish                    |                         |                                  |              |
| SIDE SKIRT & WHEEL ARCH OVERFENDER                          | Black Material Colour with Silver Side Door Garnish  |                         |                                  |              |
| OPENING DUAL SUNROOF  | -  | Yes                     | -                                | Yes          |
| HEADLAMPS   | Halogen with Manual Levelling  | LED with Auto Levelling |                                  |              |
| FRONT FOG LAMP & LED DAYTIME RUNNING LIGHTS                 | All Models   |                         |                                  |              |
| TURN INDICATOR ON FRONT BUMPER & DOOR MIRRORS               | All Models   |                         |                                  |              |
| TAIL LIGHTS WITH LED STOP LAMP BUILT INTO SPLIT REAR WINDOW | All Models   |                         |                                  |              |

| All Models   | 2WD XLS  | 2WD VRX  | AWD XLS                               | AWD VRX  |
|--|--|--|---------------------------------------|--|
| EXTERIOR   |  |  |                                       |  |
| REAR SPOILER   | All Models   |  |                                       |  |
| ROOF RAILS   | Integrated Style – Black   |  |                                       |  |
| BODY COLOUR DOOR MIRRORS   | Heated with Turn Indicators & Fold-Away Function   |  |                                       |  |
| WINDOW BELT LINE MOULDING  | Chrome   |  |                                       |  |
| TINTED PRIVACY GLASS   | All Models   |  |                                       |  |
| DOOR FRAME BLACK OUT   | All Models   |  |                                       |  |
| DOOR HANDLES   | Body Colour  |  |                                       |  |
| INTERIOR   |  |  |                                       |  |
| SEAT TRIM FABRIC   | Cloth  | Leather Faced  | Cloth                                 | Leather Faced  |
| DRIVER'S SEAT  | Manual Height, Tilt & Slide Adjuster   | Heated with Power-Assisted Height, Tilt & Slide Adjuster | Manual Height, Tilt & Slide Adjuster  | Heated with Power-Assisted Height, Tilt & Slide Adjuster |
| FRONT PASSENGER SEAT   | Manual Tilt & Slide Adjuster   | Heated with Manual Tilt & Slide Adjuster                 | Manual Tilt & Slide Adjuster          | Heated with Manual Tilt & Slide Adjuster                 |
| REAR SEATS   | 60 / 40 Split with Slide, Recline & Fold Function & Centre Armrest                                 |  |                                       |  |
| DOOR HANDLES   | Chrome   |  |                                       |  |
| SILVER & CARBON EFFECT FRONT DOOR TRIM   | Cloth Insert with Soft Touch Arm Rest  | Leatherette Insert with Soft Touch Arm Rest              | Cloth Insert with Soft Touch Arm Rest | Leatherette Insert with Soft Touch Arm Rest              |
| GLOVEBOX   | All Models   |  |                                       |  |
| LARGE TYPE FLOOR CONSOLE WITH ARMREST, 2X CUP HOLDERS & STORAGE TRAY                   | Leatherette Lid  |  |                                       |  |
| SEAT BACK POCKET   | Front Passenger Seat   | Driver & Front Passenger Seats                           | Front Passenger Seat                  | Driver & Front Passenger Seats                           |
| CARGO FLOOR BOX WITH SUNGLASSES HOLDER   | All Models   |  |                                       |  |
| COMFORT & CONVENIENCE ITEMS  |  |  |                                       |  |
| SPEEDO & TACHO WITH DIMMER & SILVER GARNISH  | All Models   |  |                                       |  |
| MULTI DISPLAY METER WITH TRIP COMPUTER   | Colour LCD   |  |                                       |  |
| BUZZER & WARNING LIGHTS  | Front Seat Belts, Door & Tailgate Open   |  |                                       |  |
| CENTRAL LOCKING  | Keyless Operating System & Keyless Entry with Lock / Unlock Button on Front Doors – 2 Transmitters |  |                                       |  |
| START SYSTEM   | Push-Button Start / Stop   |  |                                       |  |
| ELECTRIC WINDOWS   | Front & Rear (Driver Auto Up & Down) with Key-Off Timer  |  |                                       |  |
| AUTOMATIC RAIN-SENSING FRONT WIPERS  | All Models   |  |                                       |  |
| AUTOMATIC LIGHT-SENSING HEADLAMPS WITH AUTO HIGH BEAM                                  | All Models   |  |                                       |  |
| HEADLAMP MONITOR WITH AUTO SHUT OFF  | All Models   |  |                                       |  |
| HEATER & AIR CONDITIONING WITH AIR FILTER  | Automatic Climate Control  | Dual-Zone Climate Control                                | Automatic Climate Control             | Dual-Zone Climate Control                                |
| INTERIOR MIRROR  | Day / Night Type   | Auto Dimming   |                                       |  |
| SUN VISOR  | Driver's & Front Passenger Sun Visor with Vanity Mirror, Ticket Holder, Lamp & Lid                 |  |                                       |  |
| ACCESSORY SOCKETS (12V)  | x2 Located on Instrument Panel & Rear of Centre Console Box  |  |                                       |  |
| ASSIST STRAP - RETRACTABLE TYPE  | x4 with Coat Hanger on Right-Hand Rear Passenger Side  |  |                                       |  |
| AUDIO & MEDIA  |  |  |                                       |  |
| SOUND SYSTEM WITH STEERING WHEEL CONTROLS  | 7" Touch Screen SDA System (Apple CarPlay & Android Auto Compatible) AM / FM & DAB Radio           |  |                                       |  |
| SPEAKERS   | 6  |  |                                       |  |
| CENTRE CONSOLE TOUCH PAD COMMANDER   | All Models – Compatible with Apple Car Play Only   |  |                                       |  |
| BLUETOOTH™ HANDS-FREE TELEPHONE SYSTEM WITH STEERING WHEEL CONTROLS & VOICE ACTIVATION | All Models   |  |                                       |  |
| CONNECTIVITY   | USB Port x2 & with Wireless Bluetooth™ Audio Streaming   |  |                                       |  |
| FIN ANTENNA  | Roof Mounted   |  |                                       |  |
| DIMENSIONS / WEIGHTS   |  |  |                                       |  |
| OVERALL LENGTH / WIDTH / HEIGHT  | 4,405 / 1,805 / 1,685 mm   |  |                                       |  |
| WHEEL BASE / TRACK FRONT / TRACK REAR  | 2,670 / 1,545 / 1,545 mm   |  |                                       |  |
| GROUND CLEARANCE   | 175 mm   |  |                                       |  |
| FRONT HEADROOM   | 1,003 mm   |  |                                       |  |
| REAR HEADROOM  | 947 mm   | 933 mm   | 947 mm                                | 933 mm   |
| TURNING CIRCLE   | 10.9 m   |  |                                       |  |
| KERB WEIGHT  | 1,490 kg   |  | 1,555 kg                              |  |
| GROSS VEHICLE WEIGHT   | 2,100 kg   |  |                                       |  |
| TOWING BRAKED / UNBRAKED   | 1,600 / 750 kg   |  |                                       |  |
| CARGO VOLUME – 2ND ROW UP (TO TOP OF SEAT BACK)  | 374 L (VDA)  |  |                                       |  |
| CARGO VOLUME – 2ND ROW DOWN (TO TOP OF 1ST SEAT BACK)                                  | 653 L (VDA)  |  |                                       |  |
| CARGO ROOM WIDTH / HEIGHT  | 1,000 / 762 mm (SAE)   |  |                                       |  |
| CARGO ROOM LENGTH  | 594 mm (SAE)   |  |                                       |  |

While we have made every effort to ensure that the specifications are correct at the time of printing, Mitsubishi product is constantly developing. We reserve the right to change the specifications, colours and prices of models and items within this brochure. For current specifications always contact your Mitsubishi dealer.

Fuel economy figures are based on the ADR 81 / 02 test for combined urban / extra urban driving. Please note that actual on-road fuel consumption and emissions will vary depending on traffic conditions, vehicle load and the individual's driving styles.



# 10 | 5 YEAR YEAR

## DIAMOND ADVANTAGE

**NEW ZEALAND'S BEST  
NEW CAR WARRANTY AND  
CUSTOMER CARE**

### A VERY WELL MADE WARRANTY

---

There's no better protection for your new Mitsubishi than our ***Diamond Advantage Warranty***. In fact, there's no better new vehicle warranty available in New Zealand. Whichever Mitsubishi\* you see yourself in, wherever the road takes you, you'll be thoroughly covered from bumper to bumper.

Our ***Diamond Advantage Warranty*** comprises a **10 year/160,000 km powertrain warranty** that covers everything from engine to axle; a **5 year/130,000 km new vehicle warranty**; and **5 years Premium Roadside Assist**, which looks after you if the unexpected should happen. It's the warranty designed for complete peace of mind.

---

Visit **[mmnz.co.nz](http://mmnz.co.nz)** for terms and conditions